

INSTRUCTION MANUAL

Components: 50% filler particles (0.100 – 0.900 microns, Dental Glass), UDMA, Bis-GMA and other co-acrylates.
Packaging: 2 g.

PROFILLER DC - DUAL CURE CORE BUILD UP

1- Description

PROFILLER DC Dual Cure Core Build Up is a dual-curing radiopaque material designed for use in dental treatments. It contains 50% filler particles (0.100 – 0.900 microns, Dental Glass) by weight. Its matrix consists of UDMA, Bis-GMA and other co-acrylates. After mixing, it starts to cure (gelling) within 90-150 seconds. Full curing is completed in 3-5 minutes. With appropriate blue light, faster curing is possible: 2 mm in 20 seconds and 4 mm in 40 seconds. PROFILLER DC Dual Cure Core Build Up dental treatment involves complex surgical procedures. The instructions provided in the user manual included in the box are not sufficient to perform the operation. Such applications should be performed by dentists who have received the necessary training in this field. It is available in dual cartridge forms of 8 grams and 75 grams. Classification of the product according to Product Type Standard EN ISO 4049:
Type 1 / Class I-II / Group 1

2- Usage area / Indications

- Extensive dental defects: Tooth decay, severe wear, traumatic injuries,
- Shape and position anomalies of teeth,
- Tooth loss

3- Usage

a. Cleaning and Humidity Control

Prepare the dental material in accordance with general rules. Endodontically prepare the root canal and prepare for placement of the root post. Leave at least 4 mm of gutta-percha apically. Remove any remaining temporary bonding material if necessary. Then rinse the prepared tooth and air dry it. Avoid both excessive moisture and excessive drying.

b. Color Selection

Teeth are not monochrome, and the color reflected by a restorative material is affected by the thickness of the restorative. Therefore, when choosing a color, the color selection should be made by looking at the part of the scale that is most similar to the restoration thickness.

c. Adjusting Composite Filling

- Pre-treat the restoration according to the manufacturer's instructions. If not specified elsewhere, sand the surfaces to be bonded with aluminum oxide until a matte appearance is achieved.
- Clean with alcohol and dry with air free of oil and water.
- Apply primer. Glass fiber reinforced root post Pre-treat in accordance with the Manufacturer's instructions. Apply cement to the pretreated tooth material or restoration. Please note the following: It is recommended to use a rubber mat to isolate the work area.
- Apply a suitable adhesive (e.g. universal adhesive duo) in accordance with the manufacturer's instructions .
- Add Universal composite luting cement to the pretreated restoration Please note the following: Given the short setting time, it is recommended to cement a maximum of two veneers at a time.
- Place the restoration within 01:00 minutes after mixing begins and begin to bond it to the prepared tooth with light pressure and stabilize it until the cement hardens.
- Remove excess within 00:30 to 01:00 minutes after placement of the restoration. 5. Carefully remove excess interdental space using dental floss. Alternatively: Light-cure excess cement briefly (1-2 seconds) and remove.
- Once mixing begins, allow the material to completely chemically cure for 7:00 minutes.
- For light-permeable restorations, additionally cure the material with a suitable light unit for at least 20 seconds.

Model	Curing Thickness	Light Application Time
A1,A2,A3,A4,B1,B2,B3,B4,C1,C2,C3,C4,A20,BW	2,0 mm	20 seconds
	4,0 mm	40 seconds

NOTE: The recommended light intensity is 1200 mW/cm², it is recommended to extend the curing time in devices with lower intensity.

After the curing process is completed, shape the restoration surfaces with thin diamond finishing burs or stones. Ensure and check occlusion with a fine polishing bur or stone.

PROMIDA DIŐ MALZEMELERİ SAN. TİC. LTD. ŐTİ.

75. YIL MAH. KÜÇÜK ORGANİZE SANAYİ 3. CADDE 6A
ODUNPAZARI/ESKİŐEHİR
info@promida.com.tr www.promida.com.tr



HİMĞ SERAMİK VE MEDİKAL KOMPOZİT SANAYİ VE TİCARET
LİMİTED ŐRKETİ

4- Contraindications

If the patient is known to be allergic to any of the ingredients: application of the above materials is not appropriate. It is contraindicated in patients who are allergic to or hypersensitive to any of the ingredients. If an allergic reaction occurs, seek medical attention as appropriate, remove the product if necessary, and do not use this product on this patient in the future.

5- Side effects

Do not use in patients with hypersensitivity to its ingredients.

6- Warning

- Protect the product from light. Exposure to the clinic room may cause discoloration and curing.
- Do not use Dual Cure Core Build Up for any purpose other than those stated in the instructions for use.
- Check the expiration date and working condition of the product and packaging. Do not use products whose packaging has been opened, damaged and/or expired.
- If PROFILLER DC Dual Cure Core Build Up causes an allergic reaction, a hypersensitive reaction such as dermatitis, or hypersensitivity on the skin, consult your physician.
- To avoid the possibility of allergic reactions due to the components, always use examination gloves (plastic, vinyl or latex) when handling Dual Cure Core Build Up.
- Dual Cure Core Build Up should not be swallowed or inhaled.
- Check the flow of any product before applying to the oral cavity, if you feel resistance, replace the mixing tip and check again.
- After application, leave the used mixing tip as a seal on the double-barreled syringe.
- Keep the product out of reach of children.
- Avoid looking into the curing light when using the light-curing unit, use protective eye shields, goggles or large type glasses.
- Dual Cure Core Build Up is supplied as dual cartridges of 8 grams or 75 grams. Products that are opened and left open may damage the material and design characteristics.
- PROMİDA DIŞ MALZEMELERİ SAN. TİC. LTD. ŞTİ. will not accept any liability for any injuries/discomforts resulting from misuse of the product. Returns of products with damaged original packaging will not be accepted.
- For safe disposal of Dual Cure Core Build Up, squeeze and cure the unused portion of the cartridge before disposal.
- Please use personal protective equipment such as mask, glasses and apron during the procedures.
- The color coding of the products is made in accordance with the VITA Zahnfabrik color grading.

7- Storage conditions

Store PROFILLER DC DUAL CURE CORE BUILD UP at a temperature between 2-27°C. Shelf life at the specified temperatures is 36 months (3 years) from the date of production. AVOID direct light and heat contact.

NOTE:

Our products are produced for use in dentistry. It is not suitable for use other than professional dentists. Since the use of the products is under the control of the user other than us, the user is completely responsible for the applications. We recommend using it in accordance with the information and warnings given in the instructions.

**** Disposal:** Products should be treated according to their biological hazards and disposed of in accordance with the country's legal regulations and hospital policies.

8- Symbols and Meanings:










PROMİDA DIŞ MALZEMELERİ SAN. TİC. LTD. ŞTİ.

75. YIL MAH. KÜÇÜK ORGANİZE SANAYİ 3. CADDE 6A
ODUNPAZARI/ESKİŞEHİR

info@promida.com.tr www.promida.com.tr



HİMİG SERAMİK VE MEDİKAL KOMPOZİT SANAYİ VE TİCARET
LİMİTED ŞİRKETİ

LOT	Lot number		Manufacturing Date
REF	Catalog Number		Manufacturer
	Use on time		Keep away from sunlight
	Warning, Consult the accompanying documents.		Refer to the Instructions for Use.
	Storage temperature range		Notified body
	Store in dry place.		